






## Teacher Tip #3 Kenneth Harms

### The Best Classroom Pet

One way to motivate students at the beginning of the year is by getting them involved so that their interests are invested. Having students help in choosing a classroom pet does just that. Selecting a classroom pet is also a good way to integrate many subjects.

**Selecting the best classroom pet.** In deciding what animal makes the best classroom pet students will need to persuade the class that the pet they have in mind would make the best classroom pet. Each student will need to organize their argument in the form of a persuasive paper, speech, or presentation.



**Researching.** Once the class has been won over by one of the convincing arguments then students will need to find out as much as possible about that particular animal in order for the class to purchase and care for the pet. The different areas of research could be broken into a number of different subtopics such as food, habitat, behavior, cost, climate, etc.



**Providing.** The final stage will involve actually replicating the environment of the animal. The students will need to provide all of the basic needs for this particular pet. The students will also have to come up with some sort of job chart for the class to maintain a safe and comfortable living arrangement for the pet.