







STANDARD LAYER REPORT			
		AREA	QTY
	Building Services	124	1
	Circulation	212	2
	Mechanical Space	74	1
	Net Assignable Space	6,570	1
	Vertical Penetrations	101	2
	TOTAL:	7,081	7
	Floor Gross:	7,492	

STANDARD SPACE REPORT



SCIENCE and EDUCATION CENTER

Basement Floor Plan

2136 SW Fifth Avenue, Portland, Oregon 97201

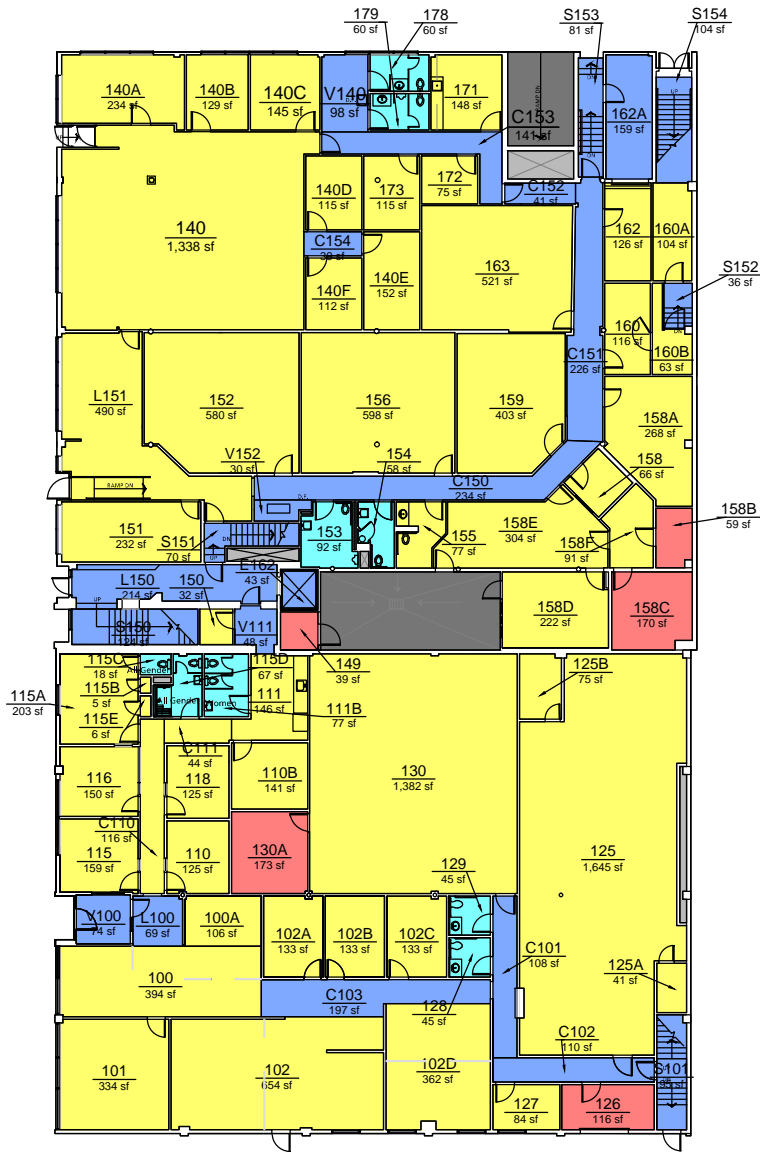
Print Date:







Last Modified Date: 03/2016



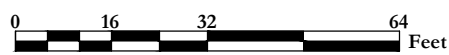
Campus Planning Office

<http://www.pdx.edu/campus-planning>



STANDARD LAYER REPORT		
	AREA	QTY
	Building Services	522 9
	Circulation	2,341 22
	Mechanical Space	557 5
	Net Assignable Space	13,552 51
	Open To Below	561 2
	Vertical Penetrations	117 7
	TOTAL:	17,650 96
	Floor Gross:	18,516

STANDARD SPACE REPORT



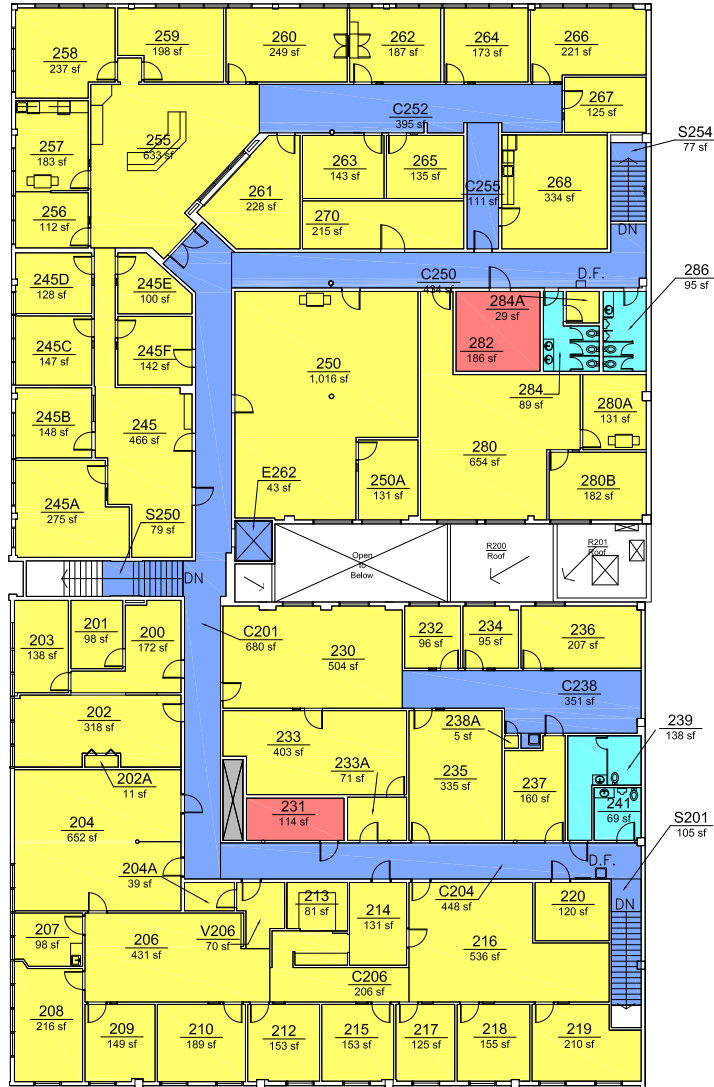
SCIENCE and EDUCATION CENTER






First Floor Plan
 2136 SW Fifth Avenue, Portland, Oregon 97201

Print Date:
 Last Modified Date: 05/2019




Campus Planning Office
<http://www.pdx.edu/campus-planning>



STANDARD LAYER REPORT		
	AREA	QTY
	Building Services	391 4
	Circulation	2,723 10
	Mechanical Space	300 2
	Net Assignable Space	13,249 60
	Vertical Penetrations	45 1
TOTAL:		16,708 77
Floor Gross:		18,291

STANDARD SPACE REPORT



SCIENCE and EDUCATION CENTER

Second Floor Plan

2136 SW Fifth Avenue, Portland, Oregon 97201

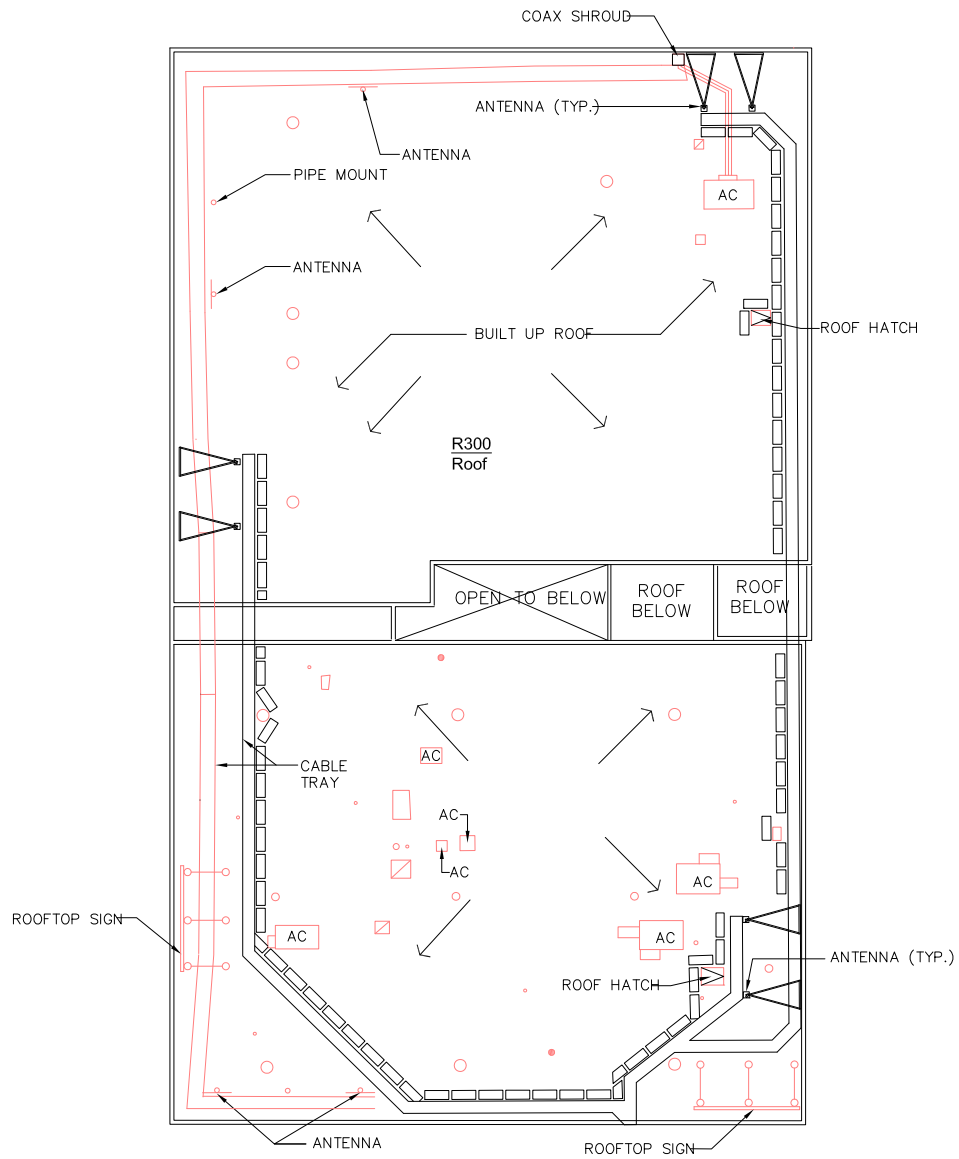
Print Date:

Last Modified Date: 03/2016




Campus Planning Office

<http://www.pdx.edu/campus-planning>



STANDARD SPACE REPORT



SCIENCE and EDUCATION CENTER

Roof Plan

2136 SW Fifth Avenue, Portland, Oregon 97201

Print Date:

Last Modified Date: 03/2016



Campus Planning Office

<http://www.pdx.edu/campus-planning>